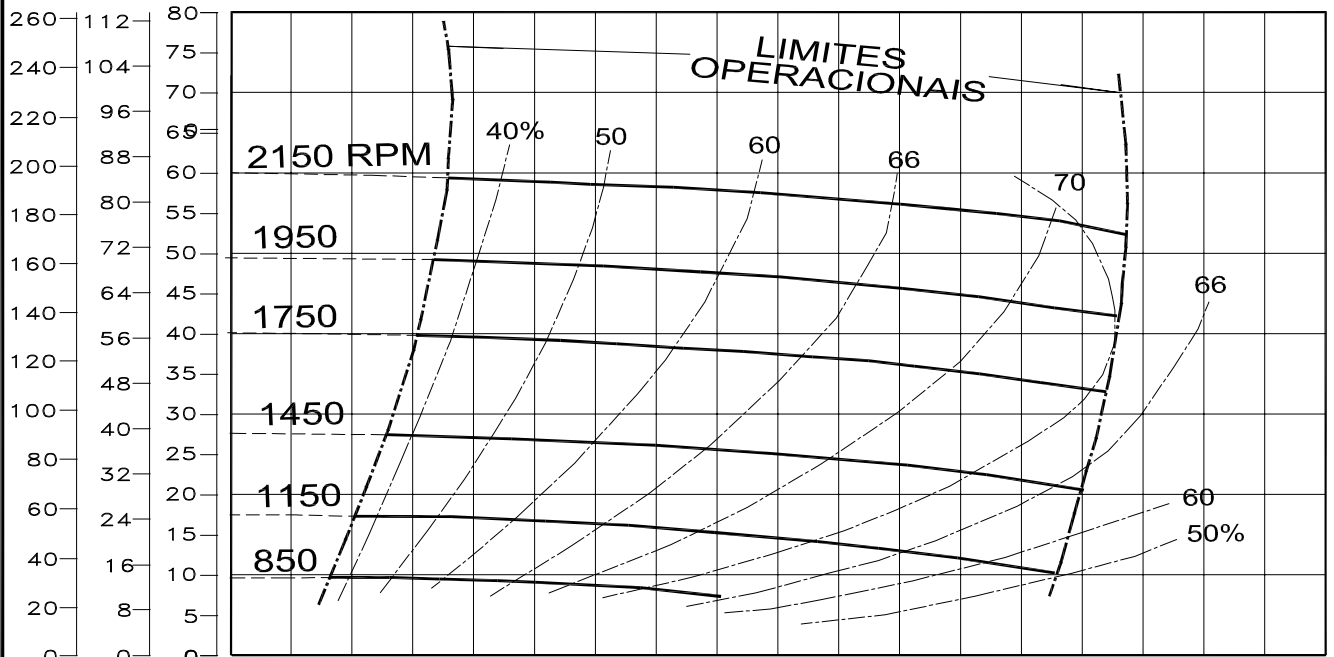
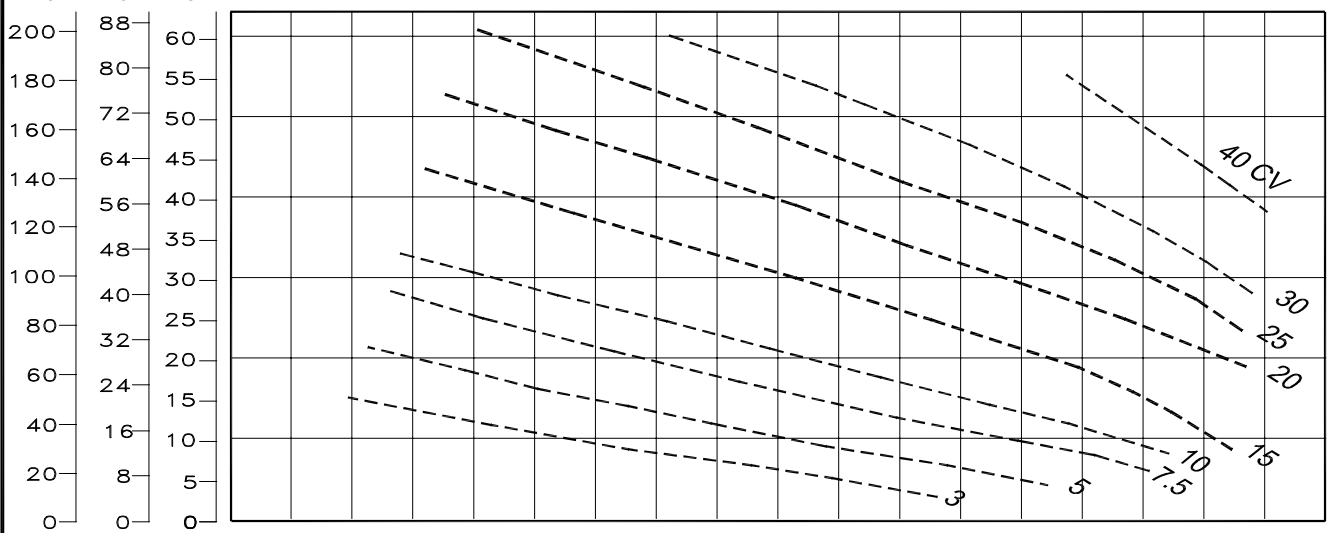


CURVA DE PERFORMANCE HP-4

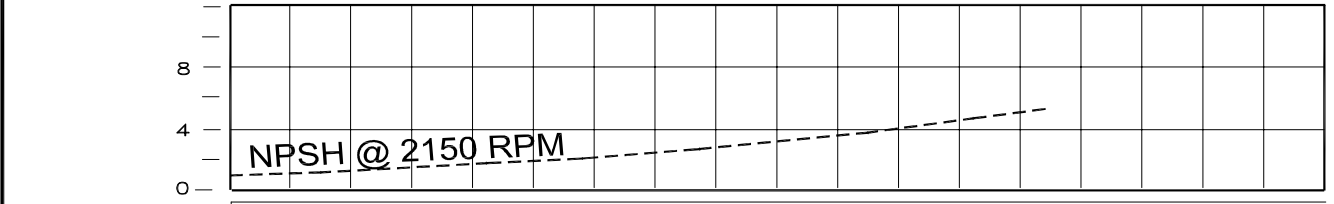
ALTURA MANOMÉTRICA TOTAL
FT PSI mca



ALTURA MANOMÉTRICA / RENDIMENTOS



POTÊNCIA NO EIXO DA BOMBA



NPSH Requerido

VAZÃO: m³/h
L/s
GPM x 10



RE-AUTO ESCORVA

| | |
|---------------|----------------|
| 850 rpm 2.4m | -1150 rpm 3.0m |
| 1450 rpm 3.6m | -1750 rpm 3.9m |
| 1950 rpm 4.5m | -2150 rpm 5.2m |

Antes de usar esta tabela, verifique o NPSH da aplicação

DADOS

| | |
|--------------|----------------|
| Dia. Rotor | 279mm(11") |
| R.P.M. | Conf. Indicado |
| ∅Max.Sólidos | 29mm(1.1/8") |

N°. 9900200017 | Rev. 1